

### Specifications

Model	GTH™-2506	
Measurements	Metric	Imperial
Lifting height maximum	5.79 m	19 ft
Lifting capacity maximum	2,500 kg	5,511 lbs
Lift capacity at maximum height	2,000 kg	4,409 lbs
Lift capacity at maximum reach	900 kg	1,984 lbs
Forward reach maximum	3.35 m	10 ft 12 in
Reach at maximum height	60 cm	2 ft
<b>A</b> Height	1.92 m	6 ft 4 in
<b>B</b> Height at steering wheel	1.25 m	4 ft 1 in
<b>C</b> Width	1.81 m	5 ft 11 in
<b>D</b> Cab width	86 cm	2 ft 10 in
<b>E</b> Track	1.5 m	4 ft 11 in
<b>F</b> Wheelbase	2.32 m	7 ft 9 in
<b>G</b> Length at front wheels	3.35 m	10 ft 12 in
<b>H</b> Length at fork-holder plate	3.84 m	12 ft 7 in
<b>I</b> Ground clearance	33 cm	1 ft 1 in
<b>J</b> Overall length	5.04 m	16 ft 6 in
<b>M1</b> Obstruction angle		90°
<b>M2</b> Departure angle		60°

### Productivity

Inside/outside turning radius	1.6 m/3.25 m	5 ft 3 in/10 ft 8 in
Break-out force*	3,700 kg	8,157 lbs
Towing capacity at dynamometer**	3,100 kg	6,834 lbs
Drive speed max.	26 km/h	15 mph
Fork-holder plate rotation		130°
Tyres (DIN 70361)	12-16.5" PR10 8 holes wheel disc	
Lifting/lowering speed**	7 sec./4 sec.	
Extension/retraction speed**	7 sec./4 sec.	

### Power

Engine	Deutz TD 2.9 L4, 4-cylinder diesel 74 hp (55.4 kW), stage IIIA Deutz TD 2.9 L4, 4-cylinder diesel 74 hp (55.4 kW), stage IIIB	
Transmission	Hydrostatic variable displacement pump linked to variable displacement motor. Both piston type.	
Service pumps	Boom & Control system gear pump type: 280 Bar, 70 L/min.	
Petrol tank capacities	60 L	13 gal
Engine oil capacities	10 L	2.2 gal
Hydraulic oil tank capacities	65 L	14 gal

**Weight\*\*\*** 4,580 kg 10,100 lbs

### Standards Compliance

EU Machinery Directive 2006/42/EC

Operating cab conforms to ISO3471 (ROPS) and ISO3449 (FOPS)

Low emission engine conforms to EU Directive 97/68/EC Stage III and 2004/26/EC

Noise emission conforms to EU Directive 2000/14/EC (LpA=83 dB, LwA=103dB)

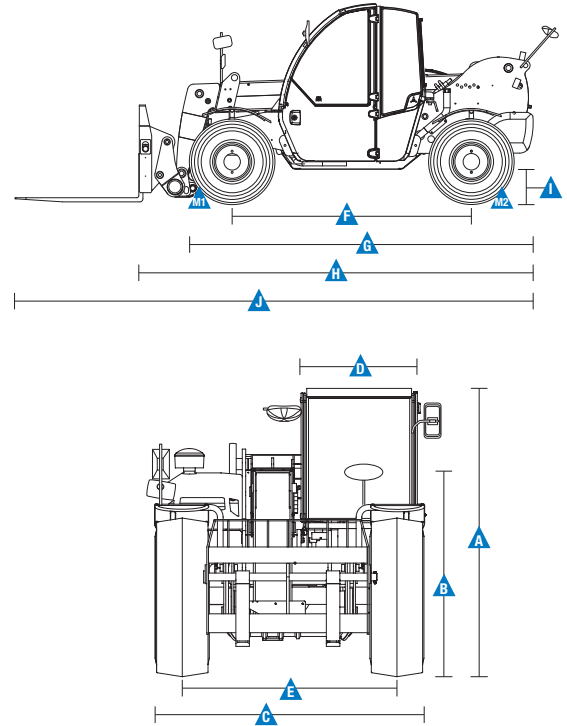
Vibration levels according to EN13059:2002 (hand-arm <2.5m/s<sup>2</sup>, whole body 0.44m/s<sup>2</sup>)

\* With 800 L shovel SAE J 732/80

\*\* Without load

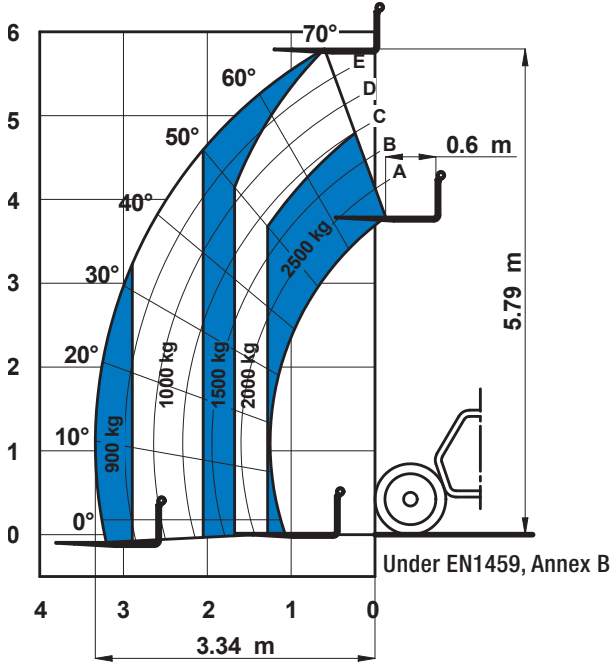
\*\*\* Weight will vary depending on options and/or country standards

### Measurements

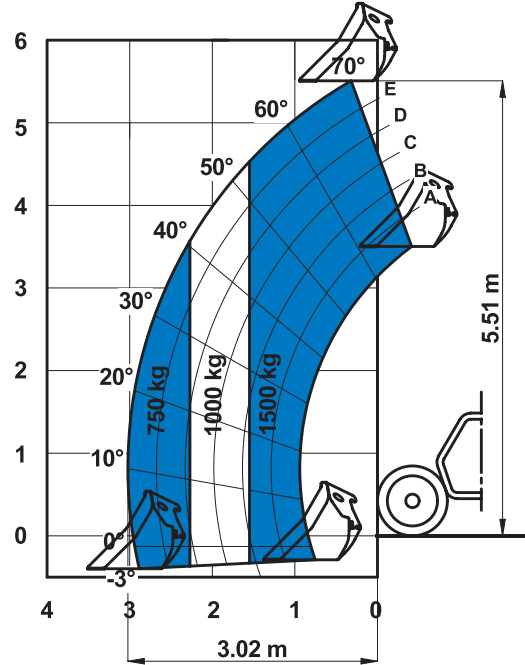


### Load Charts

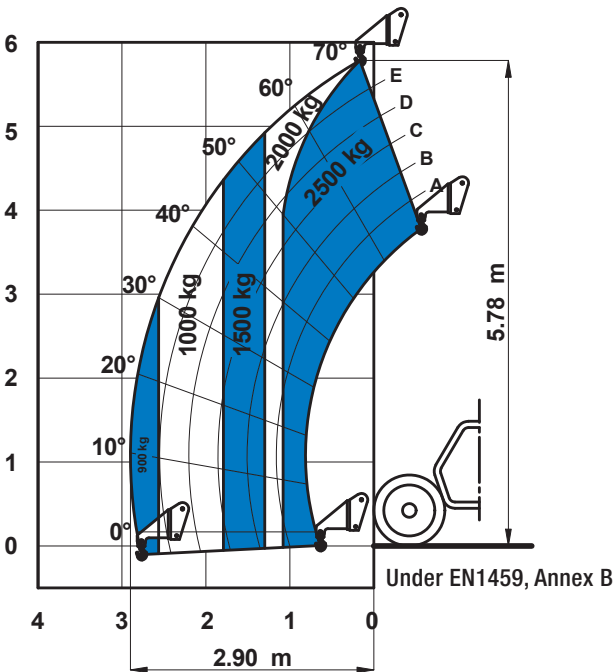
On wheels with forks



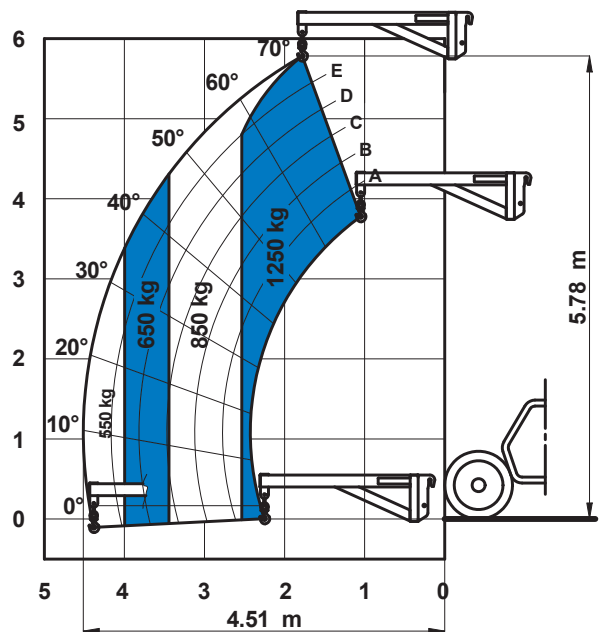
On wheels with 500 L/800 L shovel



On wheels with 2.5t fixed hook on plate






On wheels with 2m jib (mechanical)

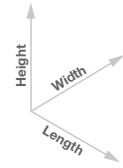


### Attachment Options

#### Fork attachments

	Part Number	Description	Payload	Width	Length	Height	Weight
	55.0750.0059	Floating forks	2,500 kg	1,285 mm	1,545 mm	940 mm	260 kg
	55.0750.0000	FEM 2 plate and forks kit	2,250 kg	1,235 mm	1,490 mm	970 mm	260 kg
	59.0601.5001	Hydraulic FEM 2 forks side-shift +/- 100 mm	2,500 kg	1,350 mm	1,560 mm	960 mm	355 kg


#### Dimension References



#### Bucket and shovel attachments

	Part Number	Description	Width	Length	Height	Weight	Hyd. flow max.
	59.0201.9002	500 L loading shovel	2,036 mm	980 mm	810 mm	355 kg	
	59.0201.9003	800 L loading shovel	2,436 mm	1,175 mm	940 mm	420 kg	
	59.0400.0000	500 L concrete bucket manual discharge	1,110 mm	1,110 mm	1,320 mm	230 kg	
	59.0400.1000	500 L concrete bucket hydraulic discharge	1,110 mm	1,110 mm	1,320 mm	244 kg	65/250 lt/min/bar
	59.0401.2003	250 L concrete mixing bucket full hydraulic	1,510 mm	790 mm	840 mm	400/950 kg	
	59.0400.7000	Brick holder basket	800 mm	1,110 mm	1,150 mm	120 kg	

#### Handling and lifting attachments

	Part Number	Description	Payload	Width	Length	Height*	Weight
	59.0700.9004	2.5t fixed hook on plate	2,500 kg	1,335 mm	830 mm	734/1,022 mm	120 kg
	59.0802.3007	2m/1250 kg mechanical jib	1,250 kg	1,335 mm	2,290 mm	800/1,080 mm	255 kg

\* Legs folded up/down

### Features

Standard Features	Standard Features	Options & Accessories
-------------------	-------------------	-----------------------

#### Measurements

- 2,500 kg (5,511 lb) maximum lift capacity
- 5.79 m (19 ft) maximum lift height
- 3.35 m (10 ft 12 in) maximum forward reach

#### Productivity

- 4 x 4
- 4 - wheel steer
- 3 steering modes:
  - front wheel steer
  - crab steer
  - coordinated steer
- Hydraulic line on boom
- Power assisted steering
- Hydrostatic transmission with variable displacement pump and motor
- Electro-proportional 4x1 joystick
- Limited slip differential on front axle
- Attachment holder plate - mechanical coupling
- Two-section door (glass upper/steel lower)
- Angle and length indicators on boom correspond to load charts
- Adjustable suspended seat with operator detection seat contact switch
- Battery disconnection switch
- Large diameter steering wheel
- Front & rear windscreen wipers
- Sunshield
- Roof protection grid

#### Standard Features

- Two side view mirrors and rear fish eye mirror
- Front & rear lights
- Side mounted engine for easy access to components
- Oil immersed, multi-disc brakes on front axle
- Self activated parking brake hydraulically released
- Lockable fuel tank
- Maintenance collar
- Road/jobsite switch
- Stability and load control system:
  - Load moment indicator with LEDs
  - Audible alarm
  - Automatic lock-out of boom extension and lowering

#### Power

- Deutz diesel 74 hp (55.4 kW), stage IIIA
- Deutz diesel 74 hp (55.4 kW), stage IIIB

#### Tyres

- 12-16.5" PR10. 8 holes wheel disc (DIN 70361)

#### Productivity

- Air conditioning
- Hydraulic inching by service brake pedal action
- Main electrical line on boom
- Additional hydraulic line on boom
- Hydraulic quick coupling for attachments
- GM-1 Articulation for Manitou attachments
- Adjustable spotlight on boom and cabin
- Windshield protection grid
- Wiper on cab roof
- 6 t towing hook
- Rear wheel alignment
- Winter fuel -22°C
- Low temperature hydraulic oil
- Biodegradable hydraulic oil
- 10 t hydraulic jack + 24 mm box wrench
- Special air filter

#### Tyres and Wheels

- Foam filled tyre 12-16.5" PR10
- Spare wheel 12-16.5" PR10
- Foam filled spare wheel 12-16.5" PR10
- Non-marking tyre 12-16.5" PR10
- Solid tyre 12-16.5" PR10 <sup>(1)</sup>
- Solid spare tyre 12-16.5" PR10 <sup>(1)</sup>
- Tyre 340/65 R18 XP27

#### Attachments

- Floating forks L 1200 mm, section 100x40 mm
- GM-1 floating forks L 1200 mm, section 100x40 mm
- FEM 2 plate and forks kit
- FEM 2 forks with hydraulic side-shift (+/-100 mm)
- 500/800 L loading shovel
- 500 L concrete bucket (manual or hydraulic discharge)
- 250 L concrete mixing bucket (full hydraulic)
- Brick-holder basket
- Fixed hook on plate
- 2 m mechanical extension jib, 1,250 kg capacity

<sup>(1)</sup> Not allowed for use on public roads



### United Kingdom

The Maltings, Wharf Road, Grantham NG31 6BH, T: +44 800 988 3739 (toll free), Fax +44 (0)1476 584334, Email AWP-InfoEurope@terex.com  
Visit [www.genielift.co.uk/locations](http://www.genielift.co.uk/locations) to view our global locations list.

### Worldwide Manufacturing And Distribution

Australia • Brazil • Caribbean • Central America • China • France • Germany • Italy • Japan • Korea • Mexico • Russia • Southeast Asia • Spain • Sweden • United Arab Emirates • United Kingdom • United States

Effective Date: February, 2014. Product specifications and prices are subject to change without notice or obligation. The photographs and/or drawings in this document are for illustrative purposes only. Refer to the appropriate Operator's Manual for instructions on the proper use of this equipment. Failure to follow the appropriate Operator's Manual when using our equipment or to otherwise act irresponsibly may result in serious injury or death. The only warranty applicable to our equipment is the standard written warranty applicable to the particular product and sale and we make no other warranty, express or implied. Products and services listed may be trademarks, service marks or trade names of Terex Corporation and/or their subsidiaries in the USA and many other countries. Genie is a registered trademark of Terex South Dakota, Inc. © 2014 Terex Corporation.

